

## CERTIFICATE OF ANALYSIS

Client: R. K. Environmental Consultants  
401 St. James Ave.  
Phillipsburg NJ 08865Report Date: 10/30/2024  
Report No.: 706132 - Lead Water  
Project: Washington Township School District  
Project No.:

Client: RKE630

## LEAD WATER SAMPLE ANALYSIS SUMMARY

Lab No.: 7798183      Location: Main Hallway - Across From Main Office -      Result(ppb): <1.00  
Client No.: RK-100324-01      Bottle Filler  
\* Sample acidified to pH <2.

Lab No.: 7798184      Location: Nurse's Office, Left Side      Result(ppb): <1.00  
Client No.: RK-100324-02      \* Sample acidified to pH <2.

Lab No.: 7798185      Location: Kitchen - Sink      Result(ppb): <1.00  
Client No.: RK-100324-04      \* Sample acidified to pH <2.

Lab No.: 7798186      Location: Faculty Room 211 - Sink      Result(ppb): <1.00  
Client No.: RK-100324-06      \* Sample acidified to pH <2.

Lab No.: 7798187      Location: Hallway Across From Roof 206/207 - Bottle      Result(ppb): <1.00  
Client No.: RK-100324-07      Filler  
\* Sample acidified to pH <2.

Lab No.: 7798188      Location: Kitchen - Sink      Result(ppb): 2.20  
Client No.: RK-100324-08      \* Sample acidified to pH <2.

Lab No.: 7798189      Location: Kitchen - Hose      Result(ppb): 7.50  
Client No.: RK-100324-09      \* Sample acidified to pH <2.

Lab No.: 7798190      Location: Nurse's Office, - Bathroom Sink, East Side -      Result(ppb): <1.00  
Client No.: RK-100324-10      Sink  
\* Sample acidified to pH <2.

Lab No.: 7798191      Location: 2nd Floor Hallway - Across From Room 3043      Result(ppb): <1.00  
Client No.: RK-100324-11      \* Sample acidified to pH <2.

Please refer to the Appendix of this report for further information regarding your analysis.


Date Received: 10/25/2024

Date Analyzed: 10/30/2024

Signature: 

Analyst: Chad Shaffer

Approved By:



Frank E. Ehrenfeld, III

Laboratory Director



CERTIFICATE OF ANALYSIS

Client: R. K. Environmental Consultants  
401 St. James Ave.  
Phillipsburg NJ 08865

Report Date: 10/30/2024  
Report No.: 706132 - Lead Water  
Project: Washington Township School District  
Project No.:

Client: RKE630

LEAD WATER SAMPLE ANALYSIS SUMMARY


Lab No.: 7798192  
Client No.: RK-100324-12


Location: Main Hallway - Faculty Lav, Across From Main Office - Fountain  
Result(ppb): <1.00  
\* Sample acidified to pH <2.

Lab No.: 7798193  
Client No.: RK-100324-13

Location: 2nd Floor Bathroom Sink - Sink  
Result(ppb): 1.60  
\* Sample acidified to pH <2.

Please refer to the Appendix of this report for further information regarding your analysis.

Date Received: 10/25/2024  
Date Analyzed: 10/30/2024  
Signature:   
Analyst: Chad Shaffer

Approved By:   
Frank E. Ehrenfeld, III  
Laboratory Director

## CERTIFICATE OF ANALYSIS

Client: R. K. Environmental Consultants  
401 St. James Ave.  
Phillipsburg NJ 08865

Report Date: 10/30/2024  
Report No.: 706132 - Lead Water  
Project: Washington Township School District  
Project No.:

Client: RKE630

## Appendix to Analytical Report:

**Customer Contact:** Jonathan Gilbert  
**Analysis:** AAS-GF - ASTM D3559-15D

This appendix seeks to promote greater understanding of any observations, exceptions, special instructions, or circumstances that the laboratory needs to communicate to the client concerning the above samples. The information below is used to help promote your ability to make the most informed decisions for you and your customers. Please note the following points of contact for any questions you may have.

**iATL Customer Service:** customerservice@iatl.com  
**iATL Office Manager:** ?wchampion@iatl.com  
**iATL Account Representative:** Shirley Clark  
**Sample Login Notes:** See Batch Sheet Attached  
**Sample Matrix:** Water  
**Exceptions Noted:** See Following Pages

### General Terms, Warrants, Limits, Qualifiers:

General information about iATL capabilities and client/laboratory relationships and responsibilities are spelled out in iATL policies that are listed at [www.iATL.com](http://www.iATL.com) and in our Quality Assurance Manual per ISO 17025 standard requirements. The information therein is a representation of iATL definitions and policies for turnaround times, sample submittal, collection media, blank definitions, quantification issues and limit of detection, analytical methods and procedures, sub-contracting policies, results reporting options, fees, terms, and discounts, confidentiality, sample archival and disposal, and data interpretation.

iATL warrants the test results to be of a precision normal for the type and methodology employed for each sample submitted. iATL disclaims any other warrants, expressed or implied, including warranty of fitness for a particular purpose and warranty of merchantability. iATL accepts no legal responsibility for the purpose for which the client uses test results. Any analytical work performed must be governed by our Standard Terms and Conditions. Prices, methods and detection limits may be changed without notification. Please contact your Customer Service Representative for the most current information.

This confidential report relates only to those item(s) tested and does not represent an endorsement by NIST-NVLAP, AIHA LAP LLC, or any agency of local, state or province governments nor of any agency of the U.S. government.

This report shall not be reproduced except in full, without written approval of the laboratory.

### Information Pertinent to this Report:

Analysis by AAS Graphite Furnace:

- ASTM D3559-15D

Certification:

- NYS-DOH No. 11021

- NJDEP No. 03863

### Note: These methods are analytically equivalent to iATL's accredited method;

- USEPA 40CFR 141.11B

- USEPA 200.9 Pb, AAS-GF, RL <2 ppb/sample

- USEPA SW 846-7421 - Pb(AAS-GF, RL <2 ppb/sample)

Regulatory limit for lead in drinking water is 15.0 parts per billion as cited in EPA 40 CFR 141.11 National Primary Drinking Water Regulations, Subpart B: Maximum contaminant levels for inorganic chemicals.

All results are based on the samples as received at the lab. iATL assumes that appropriate sampling methods have been used and that the data upon which these results are based have been accurately supplied by the client.

Sample results are not corrected for contamination by field or analytical blanks.

PPB = Parts per billion. 1 µg/L = 1 ppb MDL = 0.24 PPB Reporting Limit (RL) = 1.0 PPB

---

CERTIFICATE OF ANALYSIS

---

Client: R. K. Environmental Consultants  
401 St. James Ave.  
Phillipsburg NJ 08865

Report Date: 10/30/2024  
Report No.: 706132 - Lead Water  
Project: Washington Township School District  
Project No.:

Client: RKE630

**Disclaimers / Qualifiers:**

There may be some samples in this project that have a "NOTE:" associated with a sample result. We use added disclaimers or qualifiers to inform the client about something that requires further explanation. Here is a complete list with highlighted disclaimers pertinent to this project. For a full explanation of these and other disclaimers, please inquire at [customerservice@iatl.com](mailto:customerservice@iatl.com).

Matrix spiking is performed on each client batch to determine if interferences could impact results. When spike recoveries fall out of acceptable range matrix interference is suspected and samples are diluted until acceptable spike recovery can be achieved. Reporting limits will increase by the same degree as the dilution required.

Note: Sample dilution required due to matrix interference.

Water Sample Turbidity greater than 1.0 NTU does not meet Federal and NJ State Primary & Secondary Drinking Water Standards.

\* ASTM D3559 (D) calls for the addition of acid at the time of sampling. Unless so noted on the chain of custody by the client iATL acidifies samples to a pH of <2 at least 24 hours prior to analysis.