



**WASHINGTON  
TOWNSHIP**  
SCHOOL DISTRICT

**BRASS CASTLE SCHOOL**  
16 Castle St.  
Washington, NJ 07882  
908.689.1188  
Jessica L. Garcia, PRINCIPAL

**DISTRICT CENTRAL OFFICE  
OLD SCHOOLHOUSE**  
One East Front Street  
Washington, NJ 07882  
908.689.1119  
Keith T. Neuhs, SUPERINTENDENT

**PORT COLDEN SCHOOL**  
30 Port Colden Rd.  
Washington, NJ 07882  
908.689.0681  
Michael J. Neu, PRINCIPAL

August 26, 2020

The Washington Township School District is taking many new steps to ensure a safe environment for students and staff. One of these steps is to identify symptomatic individuals before they enter a school bus or building.

To make this possible, the Washington Township School District is activating a “Daily Health Screening” feature in the OnCourse Connect portal for parents and guardians.

Each morning before school, guardians must log into OnCourse from a computer or smartphone to complete a quick health screening of their students. If they receive a green “Approved” indicator, their student may board the school bus or be dropped off and enter the school building, after a temperature check. If they receive a red “Not Approved” indicator, the district asks that the student *not* report to school and contact the school health office for next steps. **Do not have your student go on the bus and/or drop off your student at school if you receive the red “Not Approved” message.**

- **Brass Castle School Nurse’s Office 908-689-1188 x 3607**
- **Port Colden School Nurse’s Office 908-689-0681 x 2507**

If the nurse does not answer her phone, please leave a message and she will contact you as soon as possible.

Teachers, administrators, and school staff members will also complete this health screening each day before entering district buildings.

With this screening system in place, trained staff will have a fast and confidential way to monitor symptomatic/exposed households and help students protect themselves and their peers. However, for this system to be successful, every student and guardian must participate consistently and honestly.

For households without access to internet, please contact the school as soon as possible.

Please review the following information for how to utilize the “Daily Health Screening” application in OnCourse Connect.

Sincerely,

Keith Neuhs  
Superintendent

## Daily Health Screening for Guardians

The Daily Health Screening application allows guardians to monitor the health symptoms of their children. This guide provides step-by-step instructions.

---

### 1

Upon logging into OnCourse Connect you will automatically see the Health Screening form (shown below.) Here you have the option to complete or skip the screening form.

If you choose to complete the form, you'll need to:

1. Review the **Symptoms** and **Exposure** forms with your child and check any boxes that apply.
2. Check the box next to the **confirmation statement** (“I confirm that my...”) to activate the Submit button.
3. Press the **Submit** button.

\*If you have multiple children in the district, you will automatically be taken to a Health Screening form for the second child.

Oncourse University

### Health Screening - Ferguson, Bernadette

High School

Parents/Guardians: Please complete this short health screening each morning before your child leaves for school. This form will need to be completed for each student in the district.

#### Symptoms

- Temperature 100 degrees Fahrenheit or higher when taken by mouth.
- Sore Throat.
- New uncontrolled cough that causes difficulty breathing (for students with chronic allergic/asthmatic cough, a change in their cough from baseline)
- Diarrhea, vomiting, or abdominal pain.
- New onset of severe headache, especially with a fever.
- New loss of taste or smell.

#### Exposure

- Had close contact (within 6 feet of an infected person for at least 15 minutes) with a person with confirmed COVID-19.
- Had close contact (within 6 feet of an infected person for at least 15 minutes) with person under quarantine for possible exposure to SARS-CoV-2
- Traveled to or lived in an area where the local, Tribal, territorial, or state health department is reporting large numbers of COVID-19 cases as described in the Community Mitigation Framework

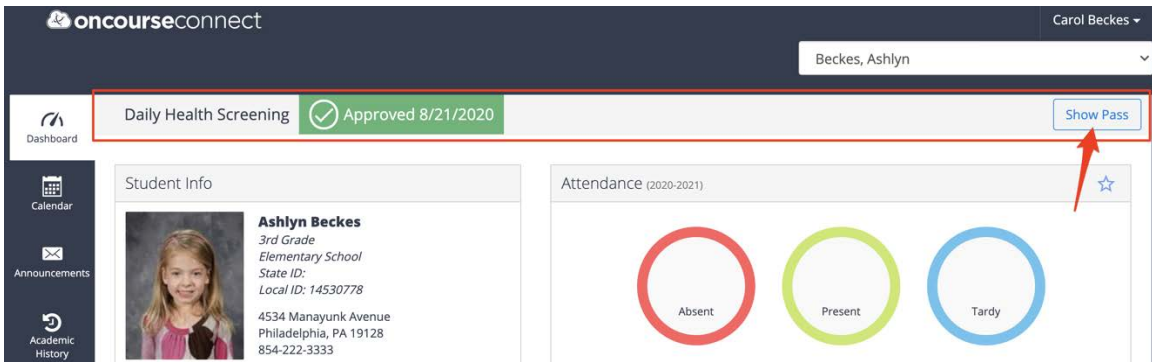
I confirm that my answers to all of the above are true and accurate (required).

[Submit](#)

[Skip this for now and take me directly to OnCourse Connect](#)

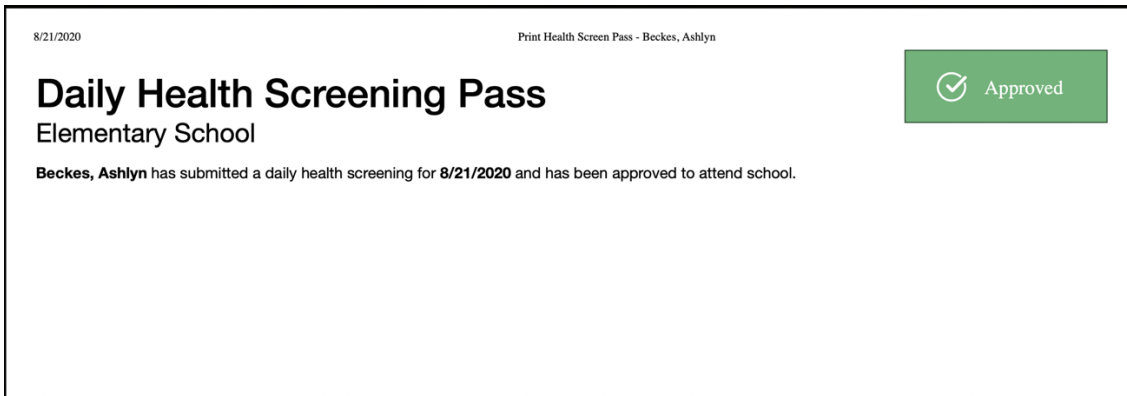
2

If your child has been approved, you will see this banner. If your district requires the use of an entry pass, click the **Show Pass** button.



3

The entry pass will look like this. The pass can be printed, or a screenshot can be taken.

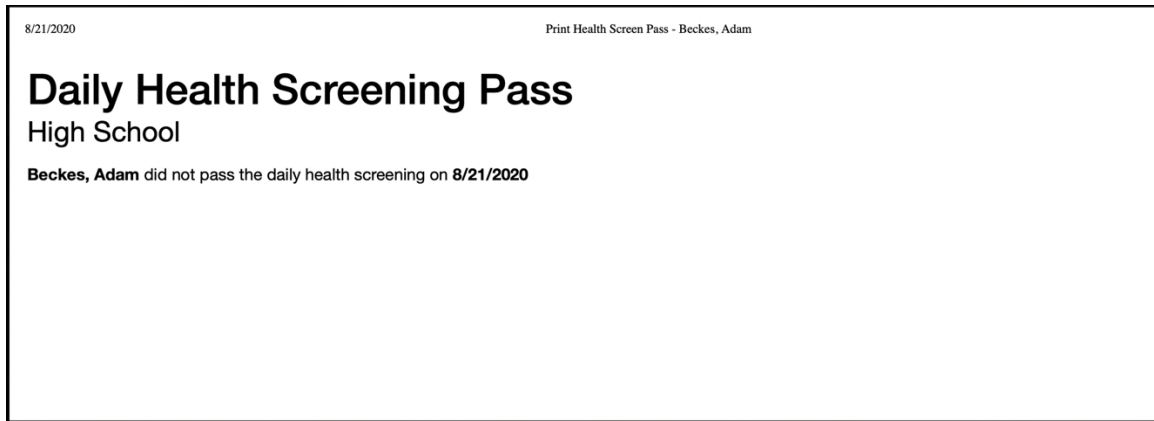


4

If your child has not been approved, you will see this banner and will be able to print an entry pass by clicking the Show Pass button.

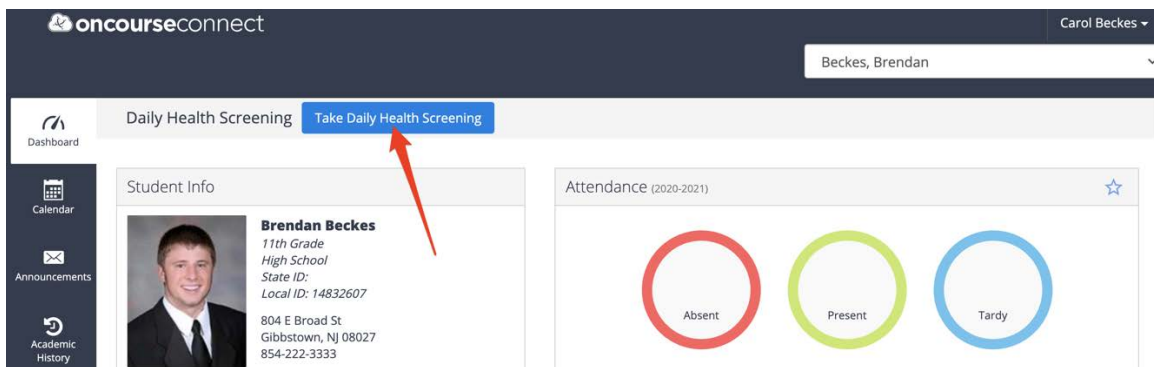
5

The entry pass will look like this. The pass can be printed, or a screenshot can be taken.



### 6 (Optional)

If you skipped the form in Step 1, you will be taken into your student's OnCourse account. Here you will see the *Take Daily Health Screening Survey* button which can be selected to re-launch the Health Screening Survey.



**\*If you need to make changes a submission, please contact your school.**