



BRASS CASTLE SCHOOL

2017-2018

County: WARREN
 District: WASHINGTON TWP
 Principal: MRS. GARCIA
 16 CASTLE STREET
 WASHINGTON, NJ 07882-9804
<http://www.washtwpsd.org>
 (908)689-1188

Total students: **288**

- Economically Disadvantaged: **18.0%**
- Students with Disabilities: **21.8%**
- English Learners: **0.0%**
- Grades offered: **PK-06**
- Student to Teacher Ratio: **10:1**
- Teacher Average Experience (years): **10.7**

School Highlights Reported by the District

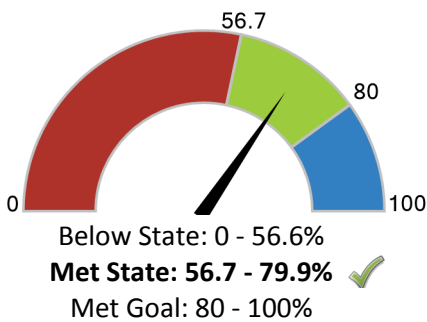
- Implementation of a new Math series to better support NJSL - Math - Go Math.
- Increased use of instructional technology, including Microsoft 365 & 1:1 iPad initiative in all grades.
- Implementation of Mindfulness, Growth Mindset, & Responsive Classroom into daily learning.

How did students perform on assessments?

Students that met or exceeded expectations on statewide assessments

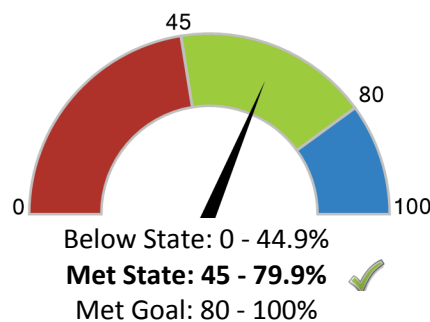
English Language Arts

69.1%



Math

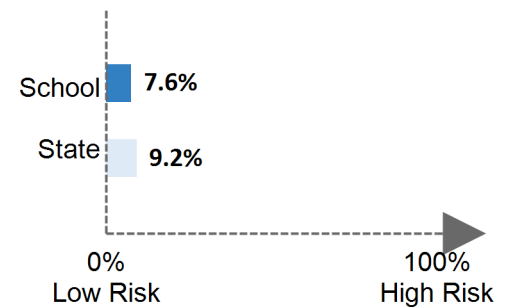
62.6%



Are students at risk?

Students that were absent for 10% or more of days enrolled

Chronic Absenteeism



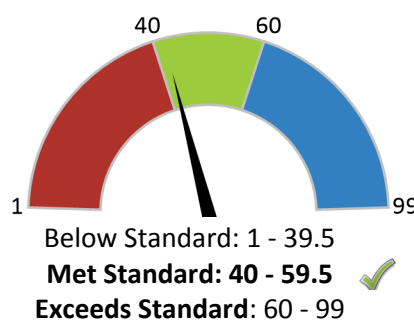
How does student growth compare to other students?

Median Student Growth Percentile

Each student gets a **student growth percentile** from 1 to 99 for English (4th to 8th grade) and Math (4th to 7th grade) that explains their progress compared to students who had similar test scores in the past. If the student growth percentiles for all students in the school are ordered from smallest to largest, the **median student growth percentile** is the percentile in the middle of that list.

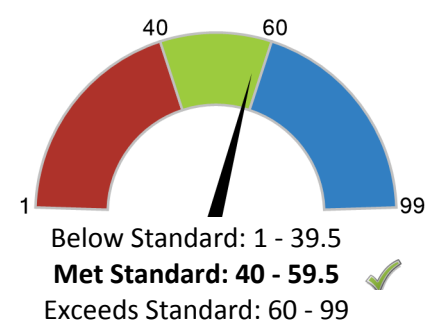
English Language Arts

42



Math

58



How to use this report?

- Learn More about this school by viewing the [detailed report](#).
- Start Conversations with school community members and ask questions.
- Engage with your school communities to identify where schools are doing well and where they can improve.