


Washington Township School District

Summer Reading Program



"SOAR INTO READING,
BE A SUPER READER!"

Incoming 4th Grade

Washington Township School District Summer Reading Project

It's summer, but that doesn't mean you should not enjoy reading! Keep your brain alive, awake, alert and active this summer by signing up to complete our summer reading project. Choose a book to read from the list below. Once you have finished the book complete one of the projects to get One Principal Credit. Collect your Principal Credits over the summer to hand in to the school principal to receive project awards in September. Make it your BEST work — you have all summer, so it should reflect your hardest effort and set the tone for the year.

Incoming Grade 4 Students

Choose a book from the list. Complete a project from the list below to earn **One Principal Credit**.

Choose a second book from the list. Complete a project from the list below to earn **One Principal Credit**.

Choose a third book from the list. Complete a project from the list below to earn **One Principal Credit**.

Choose a fourth book from the list. Complete a project from the list below to earn **One Principal Credit**.

Earn as many **Principal Credits** as you can by reading different books and completing different projects noted below.

Incoming Grade 4 Project Options:

1. Summarize your book in a two to three paragraph report. Your summary should include the title and author of the book; a brief description of the setting; information about the main characters; and the most important events from the beginning, middle and end of the book. (You may use worksheet #1)
2. Create a story board outlining the major events in the story. Be sure to include characters and setting when appropriate. (You may use worksheet #2)
3. Create a series of correspondence (letters, e-mails, IM's, phone conversations) between and among characters in the book. What information would this correspondence contain that could shed more light on the characters? (Make it look real!)
4. Create a crossword puzzle incorporating at least 20 words from your book. You may use the website: www.discoveryeducation.com/free-puzzlemaker/
5. Create a family tree of key characters with biographies and character descriptions based on your observations and evidence from the book.
6. Create a play around the most important part of the book. Include the main characters, the setting and other important facts related to the part.

7. Illustrate your favorite part of the book. Write a brief summary describing the part of the book you illustrated.
(You may use worksheet #3)
8. Choose one of the main characters from the book. Describe the character's appearance, why he/she was important, compare yourself to the character, and tell if you liked this character or not.
(You may use worksheet #4)
9. Complete worksheet #5 if you read a non-fiction book.

"Soar Into Reading, Be A Super Reader!"

Suggested Summer Reading List - Incoming 4th Grade

<u>Author</u>	<u>Title</u>	<u>ARP</u>
Amato, Mary	<i>The Word Eater</i>	4.5
Angleberger, Tomi	<i>Fake Mustache</i>	4.6
Barrett, Tracy	<i>The 100-Year-Old Secret</i>	4.4
Bimey, Betty	<i>The World According to Humphrey</i>	4.2
*Byrd, Richard	<i>Electric Ben</i>	7.7
Cheshire, Simon	<i>The Curse of the Ancient Mask</i>	5.0
Clements, Andrew	<i>We the Children</i> series	5.2
Conly, Jane Leslie	<i>The Rudest Alien on Earth</i>	4.3
Cowell, Cressida	<i>How to Train Your Dragon</i> series	
Creech, Sharon	<i>Granny Torelli Makes Soup</i>	4.2
Cronin, Doreen	<i>The Trouble With Chickens</i>	3.8
Davis, Jacqueline	<i>The Lemonade War</i>	4.1
Evans, Douglas	<i>Math Rashes and Other Classroom Tales</i>	4.6
Giff, Patricia Reilly	<i>The Fourth Grade Celebrity</i>	4.9
Greenburg, Dan	<i>The Zack Files</i> series	
Gutman, Dan	<i>The Get-Rich Quick Club</i>	4.1
Gutman, Dan	<i>My Weird School</i> series	
*Hartland, Jessie	<i>Bon Appetit! : The Delicious Life of Julia Child</i>	5.0
Holm, Jennifer	<i>Our Only May Amelia</i>	4.8
Jonell, Lynne	<i>Emmy & the Incredible Shrinking Rat</i>	4.7
Kinney, Jeff	<i>Diary of a Wimpy Kid</i> series	
Look, Lenore	<i>Alvin Ho: Allergic to Camping, Hiking and Other Natural Disasters</i>	3.7
Lupica, Mike	<i>Hot Hand</i>	5.0
*Macy, Sue	<i>Basketball Belles</i>	3.9
Mass, Wendy	<i>11 Birthdays</i>	4.1
Pennypacker, Sara	<i>Clementine</i>	4.5
Rowling, J.K.	<i>Harry Potter</i> series	
Roy, Ron	<i>A to Z Mysteries</i>	
Scieszka, Jon	<i>The Time Warp Trio</i> series	
Smith, Robert Kimmel	<i>Bobby Baseball</i>	4.4
Snicket, Lemony	<i>Series of Unfortunate Events</i>	
VanDraanen, Wendelin	<i>Shredderman, Secret Identity</i>	3.3
Vernon, Ursula	<i>Dragonbreath</i>	4.3
Winkler, Henry	<i>Hank Zipzer</i> series	

*Denotes a non-fiction title

*Students will be able to check out up to five books from our school library during the last week of school. The library will also be open once during the summer for book checkout and returns. You may also use this time to turn in your Reading Projects. Parents need to remain with their children while looking for books. Incoming 1st and 3rd graders may use both libraries. An announcement will be sent out regarding the dates the libraries will be open.

STORY SUMMARY: WRITE ABOUT A BOOK

SETTING

Where did this story take place? Name and describe the place where the story happened.

CHARACTERS

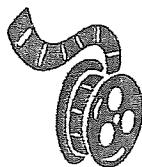
Who were the characters? Write their names and write brief descriptions of each one.

CONFLICT

What was the action in the story? What gave the story a beginning, middle, and end?

CONCLUSION

How did the story end? Was it funny, sad, or something else?



Storyboard

Name(s): _____

Date: _____

Period: _____



Storyboard panel 1: A large empty rectangular box with a small oval at the top right corner, intended for drawing a scene.

Storyboard panel 2: A large empty rectangular box with a small oval at the top right corner, intended for drawing a scene.

Storyboard panel 3: A large empty rectangular box with a small oval at the top right corner, intended for drawing a scene.

Storyboard panel 4: A large empty rectangular box with a small oval at the top right corner, intended for drawing a scene.

Storyboard panel 5: A large empty rectangular box with a small oval at the top right corner, intended for drawing a scene.

Storyboard panel 6: A large empty rectangular box with a small oval at the top right corner, intended for drawing a scene.

Four horizontal lines for writing notes below the first storyboard panel.

Four horizontal lines for writing notes below the second storyboard panel.

Four horizontal lines for writing notes below the third storyboard panel.


Illustration/Summary Sheet

Name _____

Date _____

Text: _____

In the box below, illustrate your favorite part of a book you read. Write a brief summary describing the part of the book you illustrated.



Horizontal lines for writing a brief summary of the illustrated part.

Name _____ Date _____

MAIN CHARACTERS

Choose one main character from a fictional book, and answer the questions below about that character.

Character Name: _____

Book Title: _____

Author: _____

Describe the character's appearance and personality:

What was the importance of this character to the story?

Fill out the form below comparing yourself to this character.

Alike	Not Alike

Did you like this character? Why or why not?

Non-Fiction Book NAME: _____

Name of Book

Author of Book

What is the book about?

Write new terms you learned reading this book.

Write a fact you learned from this book.

Write a second fact you learned from this book.

Write a third fact you learned from this book.