


Kindergarten

Summer Activities



Name _____

50

Number Worksheet
Count to Fifty (50)

Practice counting to fifty (50) by filling in the missing numbers below.

		3			6				
	12						18		
21						27			
			34						40
				45				49	

Name _____

100

Number Worksheet

Count to One Hundred (100)

Practice counting to one hundred (100) by filling in the missing numbers below.

1	2						8		
11					16				
		23						29	
						37			
				45					
	52								60
			64						
71							78		
	82				86				
		93						99	

Name _____

Numbers Worksheet Ordinal Numbers

Follow the directions below and color the scoops of ice cream cone starting from the bottom.

Color the third
scoop blue

Color the fifth
scoop pink

Color the second
scoop red

Color the sixth
scoop brown

Color the first
scoop purple

Color the seventh
scoop orange

Color the fourth
scoop green



Name _____

Numbers Worksheet Ordinal Numbers

Follow the directions below and color the blocks starting from the bottom.

Color the fourth
block green

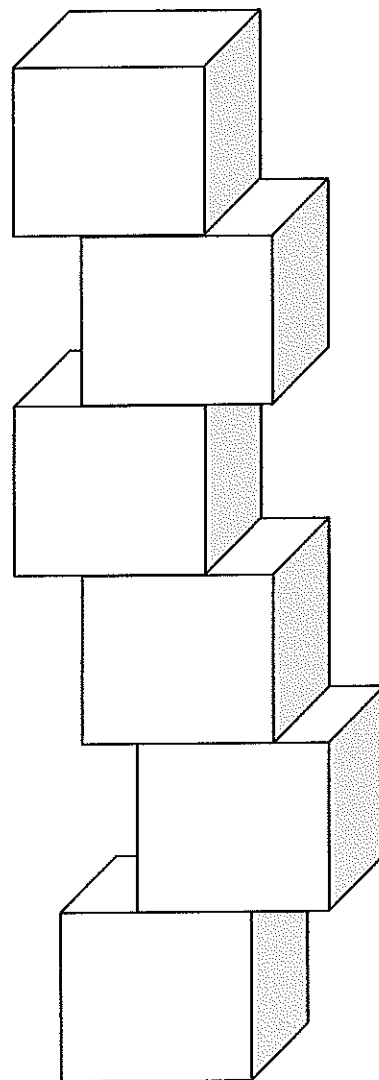
Color the second
block red

Color the first
block blue

Color the sixth
block yellow

Color the third
block orange

Color the fifth
block purple

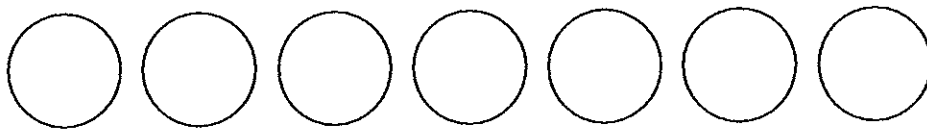


Name _____


Numbers Worksheet Ordinal Numbers

Look at the shapes from left to right below. Follow the directions and color the shapes in the correct ordinal position.

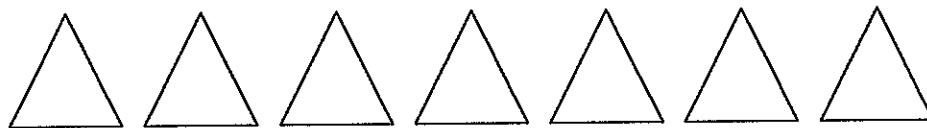
Color the 3rd circle blue and the 5th circle red.




Color the 1st square green and the 6th square yellow.



Color the 2nd triangle yellow and the 4th triangle orange.



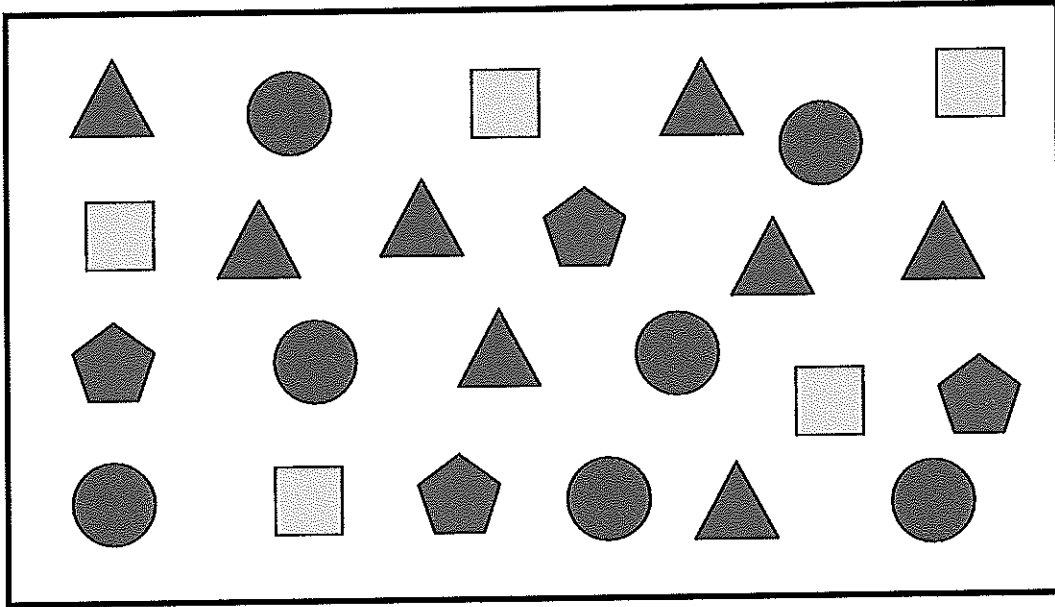


Name _____

Graphing Worksheet


Shapes Graphing

Count the number of each shape in the box below. Then fill out the graph at the bottom of the page by coloring one box for each shape.



10				
9				
8				
7				
6				
5				
4				
3				
2				
1				



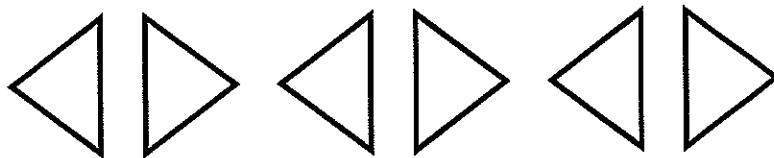
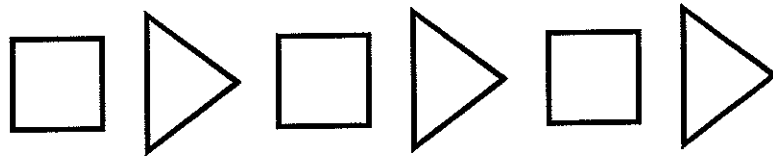
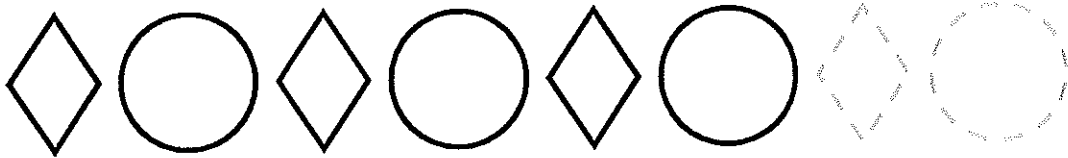


Name _____

Patterns Worksheet

Complete the Patterns

Look at each of the patterns below and then use the space to the right to complete the pattern. Trace the shapes to complete the first pattern and then solve the rest on your own.



Math Worksheets
Addition Worksheet

Add the two numbers together in each group and write the answer below the line.

$$\begin{array}{r} 3 \\ + 9 \\ \hline \end{array}$$

$$\begin{array}{r} 6 \\ + 7 \\ \hline \end{array}$$

$$\begin{array}{r} 3 \\ + 4 \\ \hline \end{array}$$

$$\begin{array}{r} 4 \\ + 1 \\ \hline \end{array}$$

$$\begin{array}{r} 4 \\ + 8 \\ \hline \end{array}$$

$$\begin{array}{r} 2 \\ + 7 \\ \hline \end{array}$$

$$\begin{array}{r} 9 \\ + 2 \\ \hline \end{array}$$

$$\begin{array}{r} 1 \\ + 8 \\ \hline \end{array}$$

$$\begin{array}{r} 7 \\ + 7 \\ \hline \end{array}$$

$$\begin{array}{r} 7 \\ + 3 \\ \hline \end{array}$$

$$\begin{array}{r} 7 \\ + 1 \\ \hline \end{array}$$

$$\begin{array}{r} 5 \\ + 6 \\ \hline \end{array}$$

$$\begin{array}{r} 3 \\ + 8 \\ \hline \end{array}$$

$$\begin{array}{r} 2 \\ + 5 \\ \hline \end{array}$$

$$\begin{array}{r} 3 \\ + 1 \\ \hline \end{array}$$

$$\begin{array}{r} 9 \\ + 8 \\ \hline \end{array}$$

$$\begin{array}{r} 5 \\ + 4 \\ \hline \end{array}$$

$$\begin{array}{r} 3 \\ + 3 \\ \hline \end{array}$$

$$\begin{array}{r} 4 \\ + 9 \\ \hline \end{array}$$

$$\begin{array}{r} 7 \\ + 4 \\ \hline \end{array}$$

Math Worksheets
Subtraction Worksheet

Practice your subtraction skills by subtracting the numbers in each group and write the answer below the line.

$$\begin{array}{r} 7 \\ - 4 \\ \hline \end{array}$$

$$\begin{array}{r} 13 \\ - 4 \\ \hline \end{array}$$

$$\begin{array}{r} 5 \\ - 0 \\ \hline \end{array}$$

$$\begin{array}{r} 8 \\ - 0 \\ \hline \end{array}$$

$$\begin{array}{r} 5 \\ - 4 \\ \hline \end{array}$$

$$\begin{array}{r} 1 \\ - 1 \\ \hline \end{array}$$

$$\begin{array}{r} 3 \\ - 2 \\ \hline \end{array}$$

$$\begin{array}{r} 5 \\ - 1 \\ \hline \end{array}$$

$$\begin{array}{r} 6 \\ - 6 \\ \hline \end{array}$$

$$\begin{array}{r} 5 \\ - 2 \\ \hline \end{array}$$

$$\begin{array}{r} 18 \\ - 9 \\ \hline \end{array}$$

$$\begin{array}{r} 15 \\ - 6 \\ \hline \end{array}$$

$$\begin{array}{r} 12 \\ - 5 \\ \hline \end{array}$$

$$\begin{array}{r} 7 \\ - 3 \\ \hline \end{array}$$

$$\begin{array}{r} 9 \\ - 0 \\ \hline \end{array}$$

$$\begin{array}{r} 14 \\ - 6 \\ \hline \end{array}$$

$$\begin{array}{r} 12 \\ - 8 \\ \hline \end{array}$$

$$\begin{array}{r} 10 \\ - 7 \\ \hline \end{array}$$

$$\begin{array}{r} 10 \\ - 2 \\ \hline \end{array}$$

$$\begin{array}{r} 6 \\ - 5 \\ \hline \end{array}$$

Math Worksheets Tens and Ones Worksheet

Count the number of tens and write the number on the tens line. Count the number of ones and write that number on the ones line. Then write the total number by writing the tens and ones in the space on the right.



_____ tens




_____ ones

tens ones
_____

_____ tens



_____ ones

tens ones
_____

_____ tens



_____ ones

tens ones
_____

_____ tens



_____ ones

tens ones

Math Worksheets Tens and Ones Worksheet

Count the number of shapes in groups of ten and write the number on the tens line. Count the number of ones and write that number on the ones line. Then write the total number of shapes by writing the tens and ones in the space on the right.

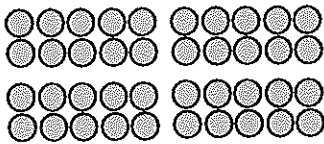


_____ tens




_____ ones

tens ones



_____ tens



_____ ones

tens ones




_____ tens



_____ ones

tens ones

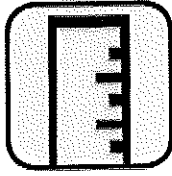


_____ tens



_____ ones

tens ones



Name _____

Measuring Worksheet Measure the Pencils

Cut out the measuring bar at the bottom of the page and use it to measure each of the pencils and write the number on the lines provided.









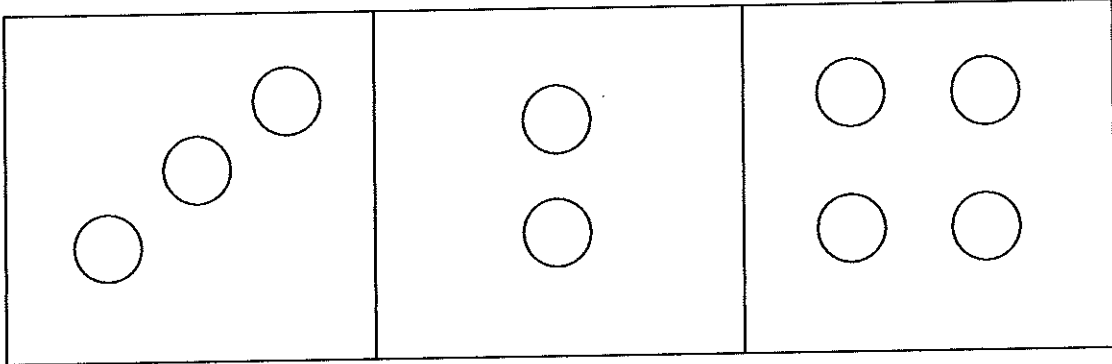
1	2	3	4	5	6	7	8
---	---	---	---	---	---	---	---

Math

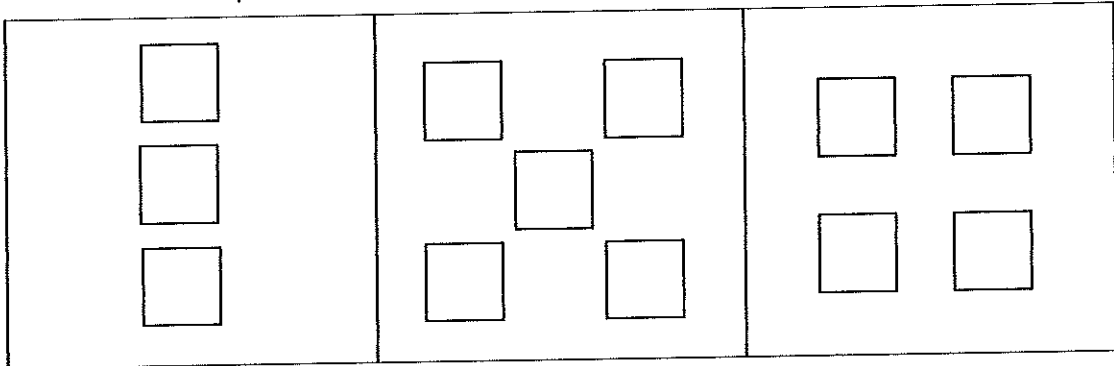
Name _____

Comparison Worksheet Most and Least

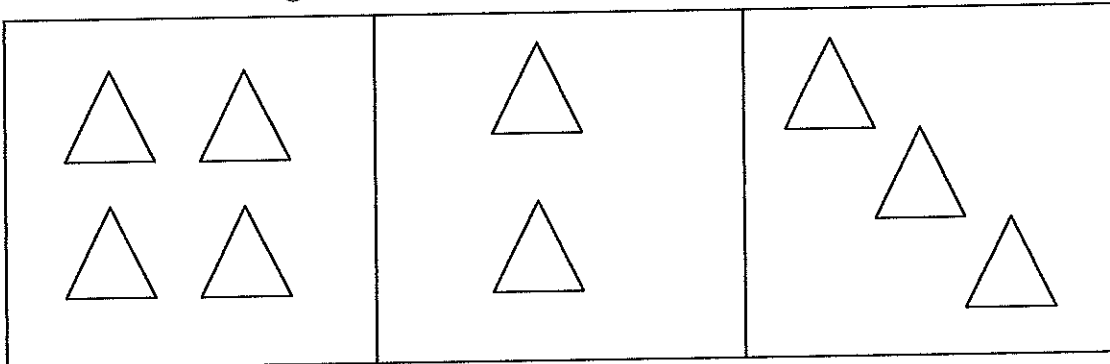
Color the circles in the box that has the most circles.



Color the squares in the box that has the least squares.



Color the triangles in the box that has the most triangles.

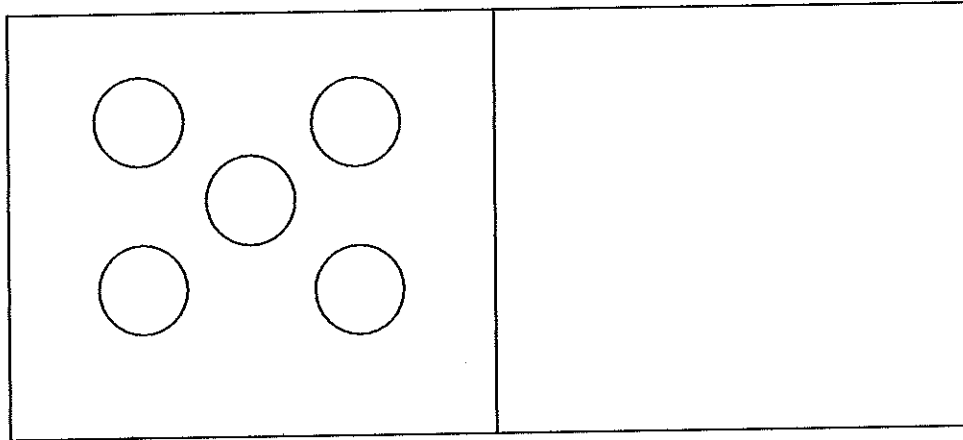


Math


Name _____

Comparison Worksheet More and Less

Count the number of circles in the first box. Draw more circles in the empty box.



Count the number of squares in the first box. Draw less squares in the empty box.



**SIGHT
WORDS**

Name _____

Phonics Worksheet

Recognize Sight Words Worksheet

Look at the four sight words in the table below. Then find and circle each of these words in the sentences on this page.

did	that
one	can

- 1) I can write the number one.
- 2) Did you see that?
- 3) He did eat one carrot.
- 4) That dog did go outside.

**SIGHT
WORDS**

Name _____

Phonics Worksheet

Recognize Sight Words Worksheet

Look at the four sight words in the table below. Then find and circle each of these words in the sentences on this page.

for	on
look	ride

- 1) He will look for the keys.
- 2) Look on the table.
- 3) She can ride on the pony.
- 4) We will go for a ride.

**SIGHT
WORDS**

Name _____

Phonics Worksheet

Recognize Sight Words Worksheet

Look at the four sight words in the table below. Then find and circle each of these words in the sentences on this page.

go	said
funny	to

- 1) He said something funny.
- 2) We can go to the store.
- 3) I want to tell a funny joke.
- 4) She said she wanted to go.

**SIGHT
WORDS**

Name _____

Phonics Worksheet

Recognize Sight Words Worksheet

Look at the four sight words in the table below. Then find and circle each of these words in the sentences on this page.

have	I
see	three

- 1) I have a pet dog.
- 2) She can see three balloons.
- 3) I see a bird in a tree.
- 4) We have three fish.

**SIGHT
WORDS**

Name _____

Phonics Worksheet

Recognize Sight Words Worksheet

Look at the four sight words in the table below. Then find and circle each of these words in the sentences on this page.

here	want
are	new

- 1) I want to stay here.
- 2) Here are the books.
- 3) These shoes are new.
- 4) I want a new toy.

**SIGHT
WORDS**

Name _____

Phonics Worksheet

Recognize Sight Words Worksheet

Look at the four sight words in the table below. Then find and circle each of these words in the sentences on this page.

it	my
two	pretty

- 1) My doll has a pretty dress.
- 2) Did you see my kitten do it?
- 3) I have two pretty flowers.
- 4) Two people talked about it.

**SIGHT
WORDS**

Name _____

Phonics Worksheet

Recognize Sight Words Worksheet

Look at the four sight words in the table below. Then find and circle each of these words in the sentences on this page.

me	at
help	too

- 1) Can you help me?
- 2) I was at the game too.
- 3) He was with me at home.
- 4) You can help too.

**SIGHT
WORDS**

Name _____

Phonics Worksheet

Recognize Sight Words Worksheet

Look at the four sight words in the table below. Then find and circle each of these words in the sentences on this page.

run	they
a	like

- 1) I would like a glass of milk.
- 2) They all go for a run.
- 3) They like to eat ice cream.
- 4) He is going to run a mile.

SIGHT WORDS

Name _____

Phonics Worksheet

Recognize Sight Words Worksheet

Look at the four sight words in the table below. Then find and circle each of these words in the sentences on this page.

the	is
find	this

- 1) What color is this?
- 2) Please help me find the bug.
- 3) The boy is running fast.
- 4) This will help you find it.

**SIGHT
WORDS**

Name _____

Phonics Worksheet

Recognize Sight Words Worksheet

Look at the four sight words in the table below. Then find and circle each of these words in the sentences on this page.

will	up
down	fly

- 1) We will fly on a plane.
- 2) It is fun to go up and down.
- 3) He will go down the stairs.
- 4) It can fly up in the sky.

**SIGHT
WORDS**

Name _____

Phonics Worksheet

Recognize Sight Words Worksheet

Look at the four sight words in the table below. Then find and circle each of these words in the sentences on this page.

what	get
we	in

- 1) What did you get?
- 2) We can drive in the car.
- 3) What is in the house?
- 4) We can get some cookies.

**SIGHT
WORDS**

Name _____


Phonics Worksheet

Recognize Sight Words Worksheet

Look at the four sight words in the table below. Then find and circle each of these words in the sentences on this page.

you	play
with	and

- 1) I would like to play with you.
- 2) You can go with your friends.
- 3) Let's go and play outside.
- 4) He can play and sing.



Name _____

Alphabet Worksheet
ABC Order - Missing Letters

The letters in each row are in ABC order, but they are missing some of the letters. Fill in the missing letters in each row.


H		J	K	
---	--	---	---	--

	R		T	U
--	---	--	---	---

L			O	
---	--	--	---	--

		C	D	
--	--	---	---	--

	W		Y	
--	---	--	---	--



Name _____

Alphabet Worksheet
ABC Order - Missing Letters

The letters in each row are in ABC order, but they are missing some of the letters. Fill in the missing letters in each row.


u	v		x	
---	---	--	---	--

	f	g		i
--	---	---	--	---

	b		d	
--	---	--	---	--

		o		q
--	--	---	--	---

h		j		
---	--	---	--	--



I have a pet, and it is a pig! No, really, it is! It's a pot-bellied pig. He lives in my house with me, and I can take him for a walk on a leash, just like a dog. If you could chose any pet to live at your house with you, which pet would you choose? Why?
